

Bassett®

True Custom™

FABRIC


Step 1 Seating Options

Piece(s) See chart for item numbers and inside seating length(s)


Step 2 Seating Depths

S (standard) 22"
D (deep) 25" upcharges apply

Step 3 Seat Cushion Style:



F-Full Front



T-Front

Step 4 Cushion Comfort*:



(L) Lounge



(S) Support
Upcharge applies



(P) Premier
Upcharge applies




(BLDOWN)
Blend Down
Upcharges
apply




(SPDOWN)
Spring Down
Upcharges
apply

Step 5 Arm Style:



1
C1SOCK
(Small Sock)
6" wide




2
C2LSOCK
(Large Sock)
9" wide



3
C3PANEL
(Small Panel)
6" wide



4
C4LPANEL
(Large Panel)
9" wide



5
C5TRACK
(Small Track)
4.5" wide



6
C6LTRACK
(Large Track)
7" wide



8
C0LSLOPE
(Large Slope)
5" wide



7
C9SLOPE
(Small Slope)
4" wide

Step 6 Back Cushion Type:



(B) Boxed Edge




(K) Knife Edge



(D) Bed Pillow

Step 7 Back Cushion Attachment:



(L) Loose



(A) Attached

Step 8 Back Cushion Comfort

L (Lounge)
B (Blend Down) Upcharges apply
P (Premier) Upcharges apply

Step 9 Seam Treatment

T (Topstitch) no welt cords, topstitched seams
W (Selfwelt) welt cords same as body fabric
C (Contrast Welt) welt cords in contrast fabric, upcharges apply


Step 10 Base Type:




1
Small Turned Leg
1TURN



2
Large Turned Leg
2TURN



3
Small Tapered Leg
3TAPD



4
Large Tapered Leg
4LTAPD



5
Canted Leg
8CANTED



6
Skirted
Upcharges apply

Step 11 Wood Base Finish

BF008 Cloud
BF106 Slate
BF808 Brindle
BF103 Ash
BF807 Walnut
BF903 Onyx

Step 12 Nailhead Trim Size:

upcharges apply
O (none)
S (small, touching) 3/8"
M (medium, spaced) 5/8"
L (large, spaced) 7/8"

Step 13 Nailhead Trim Finish

O (none)
N (nickel)
A (antique brass)
OB (oiled bronze)



Please indicate piece(s) being ordered (circle)

Base Cover: _____

Pillow Fabric(s), where applicable: _____

Customer Last Name: _____

SO#: _____

Customer Signature _____

Date: _____

Bassett®

True Custom™

FABRIC



SOFA LENGTHS IN 6 INCH INCREMENTS

SEATING OPTIONS



*92 | Grand Sofa



*82 | Great Room Sofa



7Q | Queen Sleeper
*72 | Classic Sofa



6Q | Queen Sleeper
*62 | Classic Sofa



*60S | Armless Stand
Alone Sofa



5B | Full Sleeper
*52 | Studio Sofa



*50S | Armless Stand
Alone Sofa



*42 | Cottage



*32 | Petite



*22 | Loveseat



18 | Chair and a Half



12 | Chair
05 | Swivel Chair



LLS | Stand Alone
LAF Chaise
RLS | Stand Alone
RAF Chaise



01 | Ottoman
27W 22D 19H



11 | Large Ottoman
32W 24D 19H



S2 | Rectangle
Storage Ottoman
w/ Casters
52W 24D 19H



SS | Square Storage
Ottoman w/ Casters
36W 36D 19H

SECTIONAL COMPONENTS



*63 | LAF Sect. Sofa
6Y | LAF Sect. Sleeper



*61 | RAF Sect. Sofa
6X | RAF Sect. Sleeper



*66 | LAF Sect. w/ Corner
*67 | RAF Sect. w/ Corner



*43 | LAF Sect. Loveseat
*41 | RAF Sect. Loveseat



38 | Curved Corner Sect.



LL | LAF Chaise
RL | RAF Chaise



60 | Armless Sofa



50 | Armless Sofa

MODULAR COMPONENTS



20S | Freestanding
24" Armless Chair
28S | Freestanding
30" Armless Chair



30 | Corner Chair



34 | Seating Corner



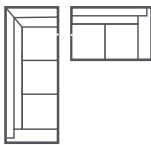
23 | LSF 24"
Single Seat Chair
21 | RSF 24"
Single Seat Chair



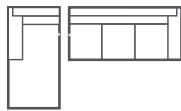
33 | LSF 1 Arm 30"
Single Seat Chair
31 | RSF 1 Arm 30"
Single Seat Chair

Standard (S) 38" or Deep Depth (D) 41" seating options.
When ordering indicate "F" Full Front or "T" for T Front.
Example of item #'s: C000-72SE for a standard depth Classic Sofa (3/3) with a Full Front
or C000-72DI for a deep depth Classic Sofa (3/3) with a T Front.

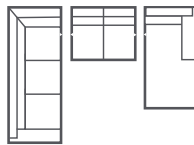
POPULAR SECTIONAL CONFIGURATIONS



L-SECT.
66 | LAF Sect. w/ Corner
41 | RAF Sect. Loveseat
CONFIGURATION FLIPS
w/ 67, 43



CHAISE-SECT.
LL | LAF Chaise
61 | RAF Sect. Sofa
CONFIGURATION FLIPS
w/ RL, 63



U-SECT.
66 | LAF Sect. w/ Corner
50 | Armless Sofa
RL | RAF Chaise
CONFIGURATION FLIPS
w/ 67, 50, LL

Overall Length by Arm Style (where applicable) - Standard and Deep				
Item	Large Panel & Large Sock	Large Track, Small Panel, Wide Slope & Small Sock	Small Slope & Small Track	W x D x H
*92	102	96	92	
*82	96	90	86	
*72, 7Q	90	84	80	
*62, 6Q, 6S	90	84	80	
*52, 5B	84	78	74	
*42	78	72	68	
*32	72	66	62	
*22	66	60	56	
18	48	42	38
12, 05	41	35	31
01	27x22x19
S2	52x24x19
SS	36x36x19
11	32x24x19
LLS, RLS	39	36	34
60S	72x38x39
50S	66x38x39
20S	24x38x39
28S	30x38x39
66, 67	94.5	91.5	89.5
63, 6Y	81	78	76
61, 6X	81	78	76
43, 41	57	54	52
33, 31	39	36	34
23, 21	33	30	28
38"	68x38x39
30	38x38x39
34	47x47x39



Fabric code B seat cushion and outbacks will be cut 54" with equal flags sewn on each end.

Add "L" to sku number for leather. Example: 92L | Grand Sofa

Add "B" to sku number for Bench. Example: B92 | Grand Sofa. Only available on seating with ". Leave blank for standard cushion. Only Fabric Code A & B applicable when selecting bench seats. B code fabrics have seams on Bench seats

Accent pillows available at an upcharge.

Bassett® True Custom™

LEATHER

Step 1 Seating Options


Piece(s) See chart for item numbers and inside seating length(s)

Step 2 Seating Depths

S (standard) 22"

D (deep) 25" upcharges apply

Step 3 Seat Cushion Style:



F-Full Front

Step 4 Cushion Comfort*:



(L) Lounge




(S) Support
Upcharge applies



(P) Premier
Upcharge applies

Step 5 Arm Style:



1
C1SOCK
(Small Sock)
6" wide




2
C2LSOCK
(Large Sock)
9" wide



3
C3PANEL
(Small Panel)
6" wide




4
C4LPANEL
(Large Panel)
9" wide



5
C5TRACK
(Small Track)
4.5" wide



6
C6LTRACK
(Large Track)
7" wide



8
C0LSLOPE
(Large Slope)
5" wide



7
C9SLOPE
(Small Slope)
4" wide

Step 6 Back Cushion Type:



(B) Boxed Edge




(K) Knife Edge



(D) Bed Pillow

Step 7 Back Cushion Attachment:



(L) Loose

Step 8 Back Cushion Comfort

L (Lounge)

Step 9 Seam Treatment

T (Topstitch) no welt cords, topstitched seams

Step 10 Base Type:




1
Small Turned Leg
1TURN



2
Large Turned Leg
2TURN



3
Small Tapered Leg
3TAPD



4
Large Tapered Leg
4LTAPD



5
Canted Leg
8CANTED

Step 11 Wood Base Finish

BF008 Cloud
BF106 Slate
BF808 Brindle
BF103 Ash
BF807 Walnut
BF903 Onyx

Step 12 Nailhead Trim Size:

upcharges apply

O (none)

S (small, touching) 3/8"

M (medium, spaced) 5/8"

L (large, spaced) 7/8"

Step 13 Nailhead Trim Finish

O (none)

N (nickel)

A (antique brass)

OB (oiled bronze)



Please indicate piece(s) being ordered (circle)

Base Cover: _____

Pillow Fabric(s), where applicable: _____

Customer Last Name: _____

SO#: _____

Customer Signature _____

Date: _____

Bassett®

True Custom™

LEATHER



SOFA LENGTHS IN 6 INCH INCREMENTS

SEATING OPTIONS



*92 | Grand Sofa



*82 | Great Room Sofa



7Q | Queen Sleeper
*72 | Classic Sofa



6Q | Queen Sleeper
*62 | Classic Sofa



*60S | Armless Stand
Alone Sofa



5B | Full Sleeper
*52 | Studio Sofa



*50S | Armless Stand
Alone Sofa



*42 | Cottage



*32 | Petite



*22 | Loveseat



18 | Chair and a Half



12 | Chair
05 | Swivel Chair



LLS | Stand Alone
LAF Chaise
RLS | Stand Alone
RAF Chaise



01 | Ottoman
27W 22D 19H



11 | Large Ottoman
32W 24D 19H



S2 | Rectangle
Storage Ottoman
w/ Casters
52W 24D 19H



SS | Square Storage
Ottoman w/ Casters
36W 36D 19H

SECTIONAL COMPONENTS



*63 | LAF Sect. Sofa
6Y | LAF Sect. Sleeper



*61 | RAF Sect. Sofa
6X | RAF Sect. Sleeper



*66 | LAF Sect. w/ Corner
*67 | RAF Sect. w/ Corner



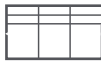
*43 | LAF Sect. Loveseat
*41 | RAF Sect. Loveseat



38 | Curved Corner Sect.



LL | LAF Chaise
RL | RAF Chaise



60 | Armless Sofa



50 | Armless Sofa

MODULAR COMPONENTS



20S | Freestanding
24" Armless Chair
28S | Freestanding
30" Armless Chair



30 | Corner Chair



34 | Seating Corner



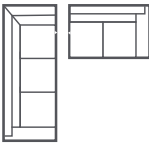
23 | LSF 24"
Single Seat Chair
21 | RSF 24"
Single Seat Chair



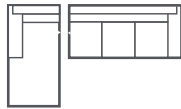
33 | LSF 1 Arm 30"
Single Seat Chair
31 | RSF 1 Arm 30"
Single Seat Chair

Standard (S) 38" or Deep Depth (D) 41" seating options.
When ordering indicate "F" Full Front or "T" for T Front.
Example of item #'s: C000-72SE for a standard depth Classic Sofa (3/3) with a Full Front
or C000-72DI for a deep depth Classic Sofa (3/3) with a T Front.

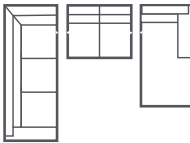
POPULAR SECTIONAL CONFIGURATIONS



L-SECT.
66 | LAF Sect. w/ Corner
41 | RAF Sect. Loveseat
CONFIGURATION FLIPS
w/ 67, 43



CHAISE-SECT.
LL | LAF Chaise
61 | RAF Sect. Sofa
CONFIGURATION FLIPS
w/ RL, 63



U-SECT.
66 | LAF Sect. w/ Corner
50 | Armless Sofa
RL | RAF Chaise
CONFIGURATION FLIPS
w/ 67, 50, LL

Overall Length by Arm Style (where applicable) - Standard and Deep				
Item	Large Panel & Large Sock	Large Track, Small Panel, Wide Slope & Small Sock	Small Slope & Small Track	W x D x H
*92	102	96	92	
*82	96	90	86	
*72, 7Q	90	84	80	
*62, 6Q, 6S	90	84	80	
*52, 5B	84	78	74	
*42	78	72	68	
*32	72	66	62	
*22	66	60	56	
18	48	42	38
12, 05	41	35	31
01	27x22x19
S2	52x24x19
SS	36x36x19
11	32x24x19
LLS, RLS	39	36	34
60S	72x38x39
50S	66x38x39
20S	24x38x39
28S	30x38x39
66, 67	94.5	91.5	89.5
63, 6Y	81	78	76
61, 6X	81	78	76
43, 41	57	54	52
33, 31	39	36	34
23, 21	33	30	28
38"	68x38x39
30	38x38x39
34	47x47x39



Fabric code B seat cushion and outbacks will be cut 54" with equal flags sewn on each end.

Add "L" to sku number for leather. Example: 92L | Grand Sofa

Add "B" to sku number for Bench. Example: B92 | Grand Sofa. Only available on seating with ". Leave blank for standard cushion. Only Fabric Code A & B applicable when selecting bench seats. B code fabrics have seams on Bench seats

Accent pillows available at an upcharge.